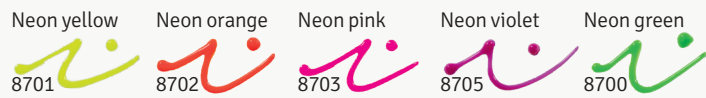


Regular colours




Neon colours



Pearl colours



Transparent liners with glitter



Shimmer



The **Talens Art Creation Effect liner** comes in an easy-to-dose liner packaging of **28 ml** and is available in no less than **49 colours**, these being **9 regular colours**, **22 pearl colours**, **5 neon colours**, **8 transparent liners with glitter** and **5 shimmer** (colours with glitter). All colours can be easily combined with one another.

Whether you are a professional artist, creative hobbyist or do-it-yourself enthusiast, experienced or inexperienced, Talens Art Creation offers you excellent products to stimulate your creativity.

But the essential ingredient is joy.



EFFECT LINER



For the artist in you.



Talens Art Creation Effect liner is a thick, handy 3D drawing and writing liner that is ideal for decorating practically all (lightly absorbent) grounds. Use the Effect liner to create lines with a smooth 3D finish and dots with an attractive pearl shape. This allows you to create a large variety of decorations, from (home) accessories to art journals/notebooks and from textiles to natural materials. The liners can also be used for relief accents on canvases and for use in Mixed Media.



With its 120 years of experience in Fine Art, Royal Talens guarantees you quality. The expertise gained in this period has been used to develop a creative range for Talens Art Creation. This range consists of paint for Glass & Porcelain, Metallic paint, Textile paint, Vintage Chalk paint, Beton paste and many more materials.



Tip: * When working with the liner, ensure that you do not rub against the wet lines or dots with your hand or arm.
 * When using textiles, wash the fabric beforehand without fabric softener. Then work with the Effect liner as described above. Leave to dry for at least 24 hours. Once dry, the textile is suitable for washing machines up to 40 °C.




Create something special!

For an optimal 3D effect, gently squeeze the rear of the liner. Before use, tap the top on your work surface, so that the liquid in the liner flows to the front and to remove any air bubbles. Hold the point of the Effect liner just above the surface for an optimal 3D effect. The drying time is 24 hours. The liner is only suitable for interior use.



On our social media channels you can find extensive information and ideas to help you on your way. You can find step-by-step plans, information on colour, different techniques, etc.

ROYAL  TALENS
 P.O. Box 4, Apeldoorn, NL
www.royaltalens.com



@royaltalens
 #TalensArtCreation
 #ForTheArtistInYou

For the artist
 in you.

